



TECHNICAL RIDER

2019

The following technical rider represents the ideal conditions required by the company for the production of The Elephant In The Room.

The rider constitutes an integral part of the contractual agreement between the presenter and the company. Any modification of this technical rider must be negotiated between the technical directors of both parties and a signed copy must be attached to the contract.

While this technical rider represents the ideal conditions required for the production. Adaptations are always a possibility.

Created in 2014
75 minutes (Without intermission)

The artists smoke and drink on stage

CONTACTS

For any technical question, please contact :

Technical Director / Light technician :

Mélessandre Halbert / melissandre.hh@gmail.com / +33(0) 6 75 01 52 50

Ronan Bernard / ronanbd@ntymail.com / +33(0) 6 85 815296

For any logistical question, please contact :

Tour manager / Stage manager :

Gabrielle Berube Forest / berubeforestg@hotmail.com / +33(0) 676216100

Sound technician :

Tom D'hérin / tom.dherin@gmail.com / +33(0)665031288

RECEPTION

The reception conditions (number of people, dressing rooms, catering, etc...) are in the rider of the company. If you have any questions regarding reception, please contact our tour manager.

Stage dimensions

- **minimum length** : 12m (15m wall to wall)
- **minimum depth**: 9m (7m plateau / 2m behind the backdrop)
- **minimum height** : 6,50m to lighting rig (our chinese pole is 6m30)

The stage floor must be black, smooth and on level (no slope).

In case of concrete floor, please contact the technical director of the Company.

In case of wooden floor, it must support 500 KG/m2 minimum.

Access to the stage

The truck of the Company is 7,5 tons with hatchback, the dimensions appear in the rider. Please provide a direct access to the stage and a place to park during the days of set-up and show.

The Company comes with 3 rolling flight cases of 400 kilos each. Please provide an access to the stage compatible with the weight of our boxes. In case of restricted access, please provide the necessary personnel to unload the boxes and to load them again.

Aerial freight : 3 flight cases / Total weight : 1200kG

Dimensions of the cases : 1- L203x l103x h135 (cm)

2- L171xl80xh112 (cm)

3- L223xl103xh135 (cm)

Legs

Please find the plan in the annex

Scenery

As far as possible, we want to screw into the floor 4 elements of our show :

- 1 door / 4 small screws
- 3 machines (see next page) / 4 small screws per machine.

The location of these elements appears on the plan in the Annex. If it is not possible to screw in, please provide enough weight for ballast (40 kg for the door / 60 kg per machine).

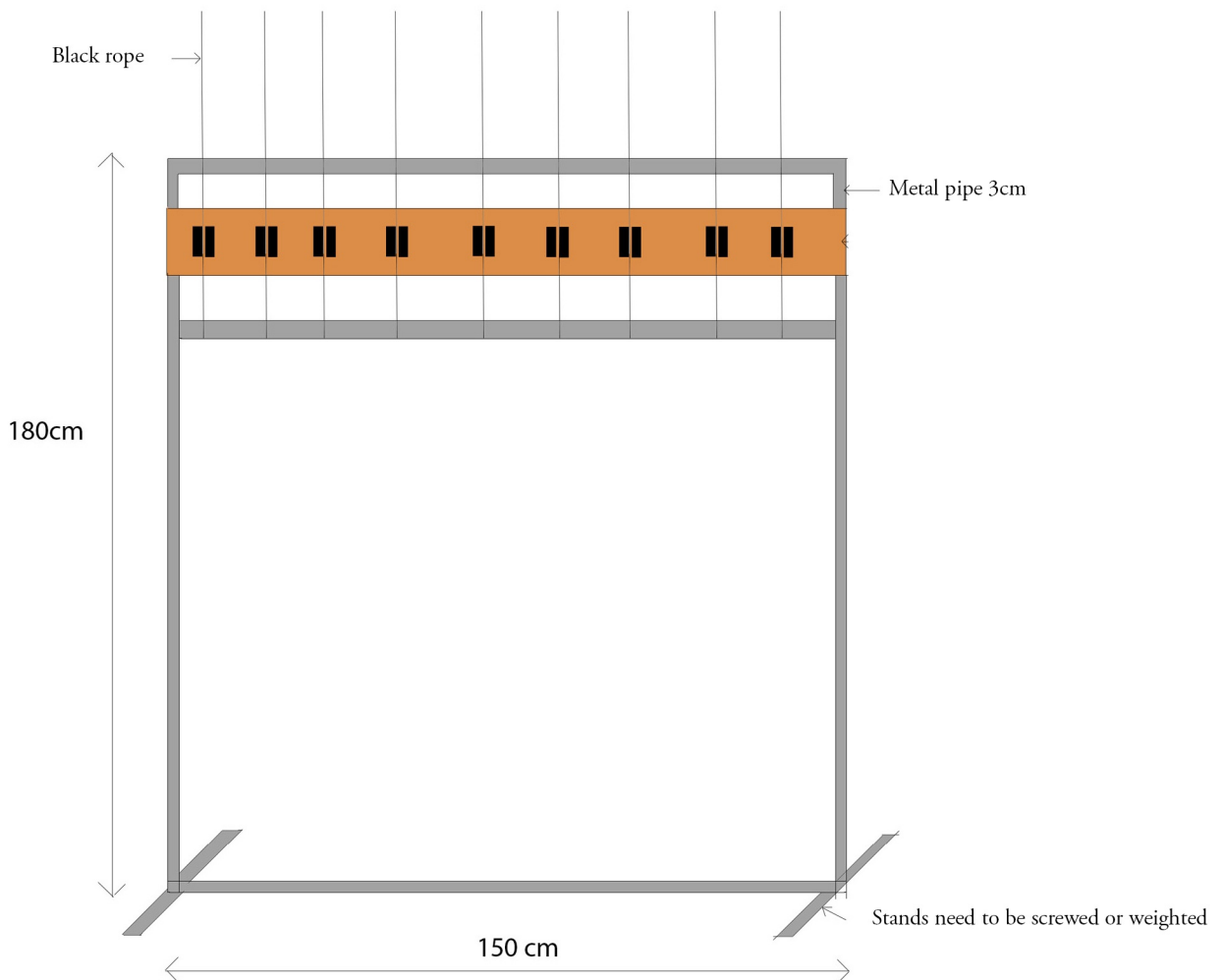
Backdrop

The Company comes with its backdrop / Cyclo.

Dimension: 7m high by 9m wide. It will be placed about 7,5m from the edge of the stage (without proscenium). Please provide borders and legs to frame it.

Moving lamps

We install 3 lines of moving lamps, they are weighted lampshades that go up and down from the hangers. The three controls of these lamps are returned to the stage right wing. Please provide 4 multi-sockets (3 inputs) and 2 multi-sockets (2 inputs) to connect the lampshades to each other.



Chinese pole



A Chinese Pole 6m30 high (weight 40kg) is mounted during the show, 20 minutes before the end. It will be stored mounted backstage. Please provide a machinist to help to raise the Pole during the performance (control (rope and carabiner) sent to the stage left wing).

The Chinese Pole is set up in the middle of the stage. It must be rigged to 4 points at stage level, or relatively close (1m maximum). The 4 anchorage points must support 500 kg, ideally, eyebolts, metal plate screwed into the floor, etc ... In case of ballasts on pallet, it is necessary to fix the pallet on the floor or to find a means of preventing it from slipping (carpet, rubber ...) Our experience shows us that even when we add weight, as soon as the ballasts are on pallet, these tend to slip when we put the tension in the anchorage points.

The 4 artists climb together on the Chinese Pole. The floor must be resistant at the base of the Pole.

Sound

The sound technician will provide :

- Computer (Ableton LIVE).
- Sound card 4 RCA outputs.

Inputs: 10 (4 from the sound card, 4 microphones and 2 from the video computer/ mini-jack).

Outputs : 5 (2 for the front field and 3 AUX)

MATERIAL REQUIRED

- Front field adapted to the dimensions of the venue + SUBS + Sound desk
- 2 Speakers 12 ou 15" (depending on the dimensions of the venue)
- 2 speaker stands (H=1,5m)
- 4 microphones such as the Neumann KM184

The company will provide :

- 1 amplified gramophone. Please provide an XLR Line on the stage for the gramophone's amplifier (XLR input)

The locations of the monitors, the gramophone and the microphones are in the Sound Plan in the Annex.

Video

The company comes with its computer, VGA or HDMI output.

MATERIALS REQUIRED

- 1 VP minimum 5000 Lumens + Shutter (Integrated Shutter/ Shutter DMX if the beamer is not accessible by the light technician)

The projection area corresponds to the whole backdrop (located about 7,50m from the edge of the stage).

Maximum size: Length = 9m / Height = 8m).

Lighting

Control : 1 computer + 1 ENTECC DMX box (1 universe)
No console needed

Channels : - 53 channels 3kW(38 on grid / 15 on floor)

REQUIRED MATERIALS

- 2 profile spots 2kW with gobos holders
- 11 profile spots 1kW
- 6 PC 2kW
- 13 PC 1kW
- 16 PARCANS 64 CP61
- 8 PARCANS 64 CP62
- 4 ACP 1kW
- 1 follow spot 1200W

- 11 Floor stands
- 5 Tripods (H=2m)
- 1 smoke machine (DMX control)

The location and the projectors patch is located on the Light Plans in the Annex.

The company will provide :

- 5 Quartz 250W
- 22 weighted lampshades
- 2 desk lamps (Scenery)
- 3 motorized drop-down painting

Backstage

The artists make many quick costume changes backstage. The arrangement of the legs must mask them. The technical director will add legs the day of the set-up if necessary.

Please provide :

- 2 hanging rails with hangers
- 7 chairs (4 on the left side et 3 on the right side)
- 1 table for the accessories (2 tables if they're small ones) on the left side
- 2 Backstage blue lights (1 on the left side, 1 on the right side)

The performance also requires :

- 1 apple
- 1 almond milk bottle (20 cl)
- 12 small bottles of water if there is no access to a water point, otherwise 6
- 10 small towels
- Cubed ice with plastic bags available backstage in case of injuries

Costumes

A wardrobe mistress (or a person able to press and repair costumes) will be required for about 4 hours on the day of the set up

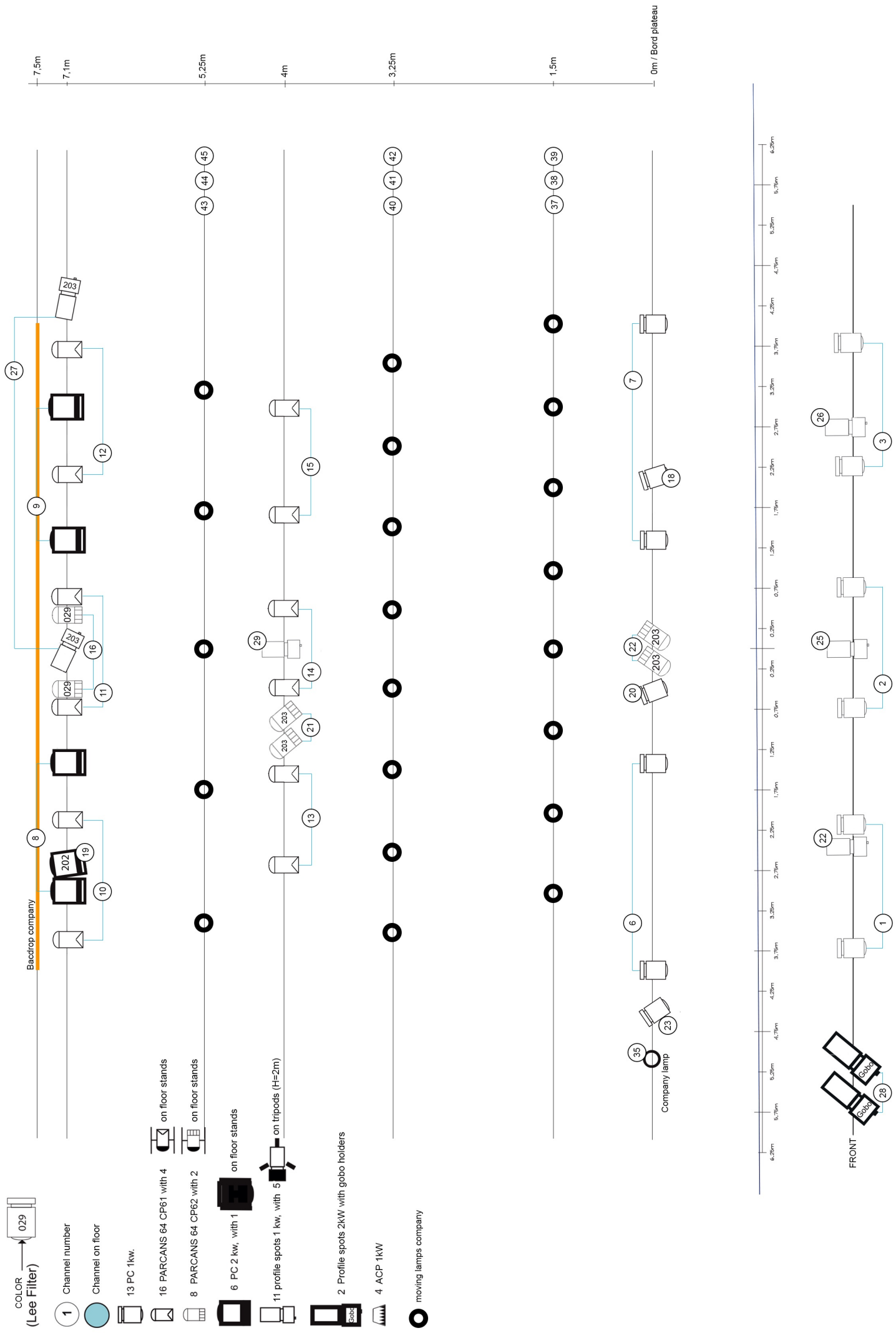
Please provide from the very first day of the set-up :

- 1 washing machine
- 1 clothes dryer
- 1 clothes iron
- 1 table
- 2 wheeled hanging rails with direct access to the stage

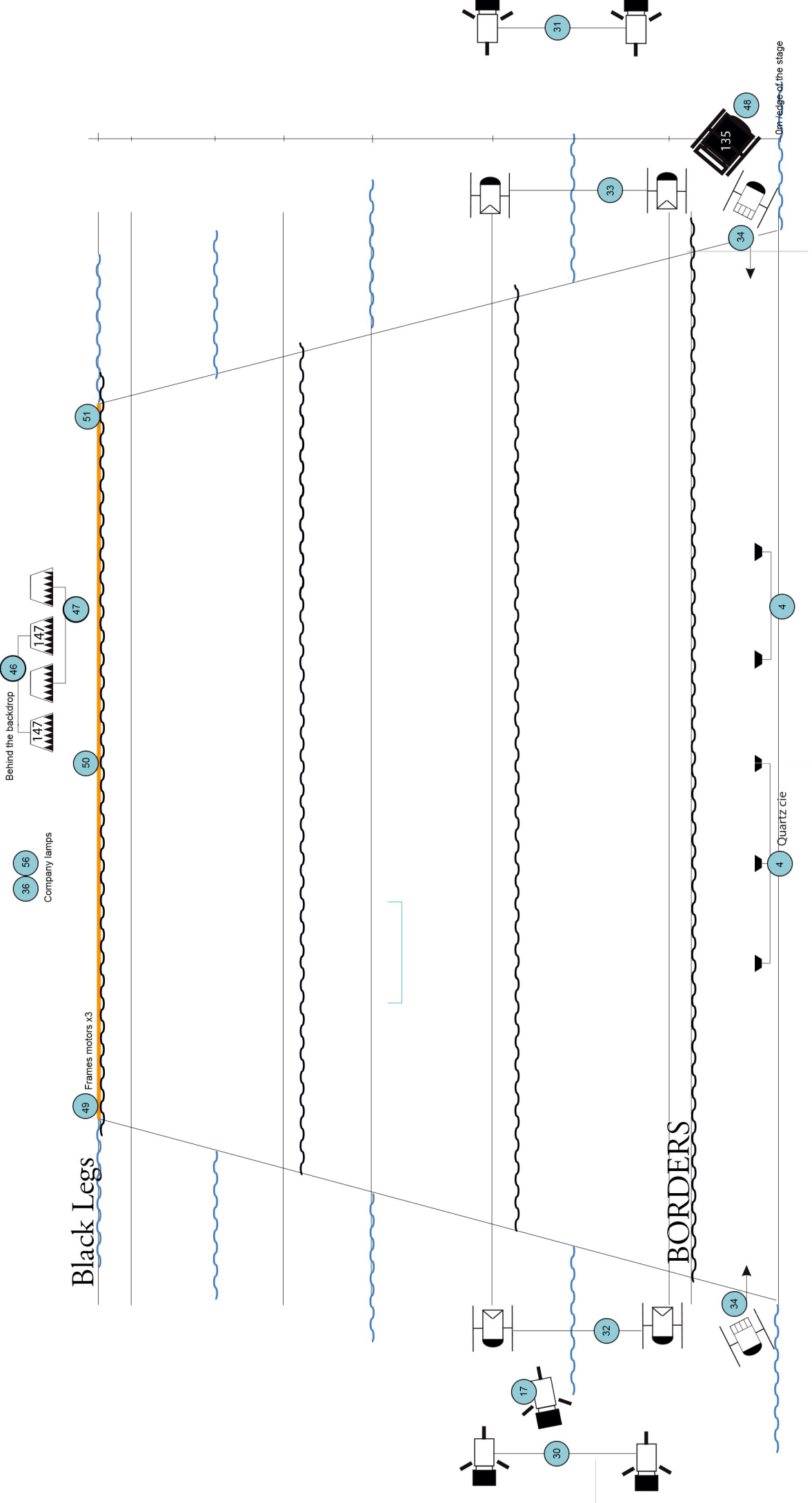
TIME SCHEDULE

The day before the show		People of the company	Theater technicians	Extra
9h/18h	<ul style="list-style-type: none"> - Set-up - Spotlights focus 	<ul style="list-style-type: none"> - Technical director - Stage manager - Sound technician - 1 artist 	4 persons minimum	1 wardrobe mistress
Day of the show				
9h/13h	<ul style="list-style-type: none"> - Light cues check - Sound check - Backstage set-up 	<ul style="list-style-type: none"> - Technical director - Sound technician - Stage manager 	<ul style="list-style-type: none"> - 1 Light technician - 1 Sound technician 	
14h/15h	<ul style="list-style-type: none"> - Video check - Chinese pole check 	Everybody	<ul style="list-style-type: none"> - 1 Video technician - 1 Stage technician 	
15h/17h	<ul style="list-style-type: none"> - Technical rehearsal 	Everybody	<ul style="list-style-type: none"> - 1 follow spot operator - 1 stage technician 	
17h until 30 min before the beginning of the show	<ul style="list-style-type: none"> - Artists rehearsal 	Everybody		
SHOW (75 minutes)		Everybody	<ul style="list-style-type: none"> - 1 follow spot operator - 1 stage technician 	
Unset-up (90 minutes)		Everybody	4 persons minimum	
From the 2nd show		The company will arrive 4h before the beginning of the show	<ul style="list-style-type: none"> - 1 follow spot operator - 1 stage technician 	-1 wardrobe mistress (4h per day)

Light Plan Cirque LeRoux



Black Legs



Light plan (FLOOR) / Legs / Borders Cirque Leroux

PATCH CIRQUE LEROUX

	Channel	Dimmer	Spots type	Lamp	Colors/Gobos
FOH		1	2 PC 1kW		
		2	2 PC 1kW		
		3	2 PC 1kW		
Foot lamps		4	Quartz Company		
FOH 2		6	2 PC 1kW		
		7	2 PC 1kW		
Backlights		8	2 PC 1kW		
		9	2 PC 1kW		
Desk backlight		10	2 PARS 64	CP61/Narrow	
Center backlights 1		11	2 PARS 64	CP61/Narrow	
Sofa backlights		12	2 PARS 64	CP61/Narrow	
left side backlights		13	2 PARS 64	CP61/Narrow	
Center backlights 2		14	2 PARS 64	CP61/Narrow	
Right side backlights		15	2 PARS 64	CP61/Narrow	
Red backlights		16	2 PARS 64	CP61/Narrow	29
Door backlight		17	Profile 1kW	25°/50°	
Door Frontlight		18	PC 1kW		
Desk backlight 2		19	PC 1kW		202
Desk frontlight		20	PC 1kW		
Sofa side lights		21	2 PARS 64	CP62/ Medium Flood	203
Sofa front lights		22	2 PARS 64	CP62/ Medium Flood	203
Gramophone frontlight		23	PC 1kW		
Frame Left		24	Profile 1kW	15°/25°	
Frame center		25	Profile 1kW	15°/25°	
Frame right		26	Profile 1kW	15°/25°	
Frame's side profiles		27	2 profile 1kW	15°/25°	203
GOBO		28	2 profile 1kW	25°/50°	2 Gobo holders
Betty's front light		29	1 Découpe 1kW	15°/25°	
profiles side left		30	2 Découpes 1kW	25°/50°	
profiles side right		31	2 Découpe 1kW	25°/50°	
floor side left		32	2 PARS 64	CP61/Narrow	
floor side right		33	2 PARS 64	CP61/Narrow	
front side		34	2 PARS 64	CP62/ Medium Flood	
Gramophone's lamp		35	Company lamps		
desk lamp		36	Company lamps		
moving lamps		37/45	Company lamps		
ACP		46	2 ACP		147
ACP		47	2 ACP		
2kW		48	1 PC 1kW		135
Frame's motors	49,50,51		Motors		
Follow spot					
Smoke machine					

